

PANEL SIDED BIN

Designer: SPARK



MATERIALS

- Zinc plated mild steel
- 316 stainless steel

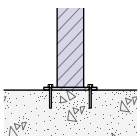
FINISHES

- Powdercoated body
- Oiled spotted gum slats
- #4 Stainless brushed chute

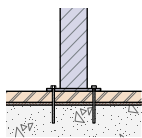
SIZES

- 120/ 140 Litre
- 220/240 Litre

INSTALLATION



Bolt Down



Bolt Through

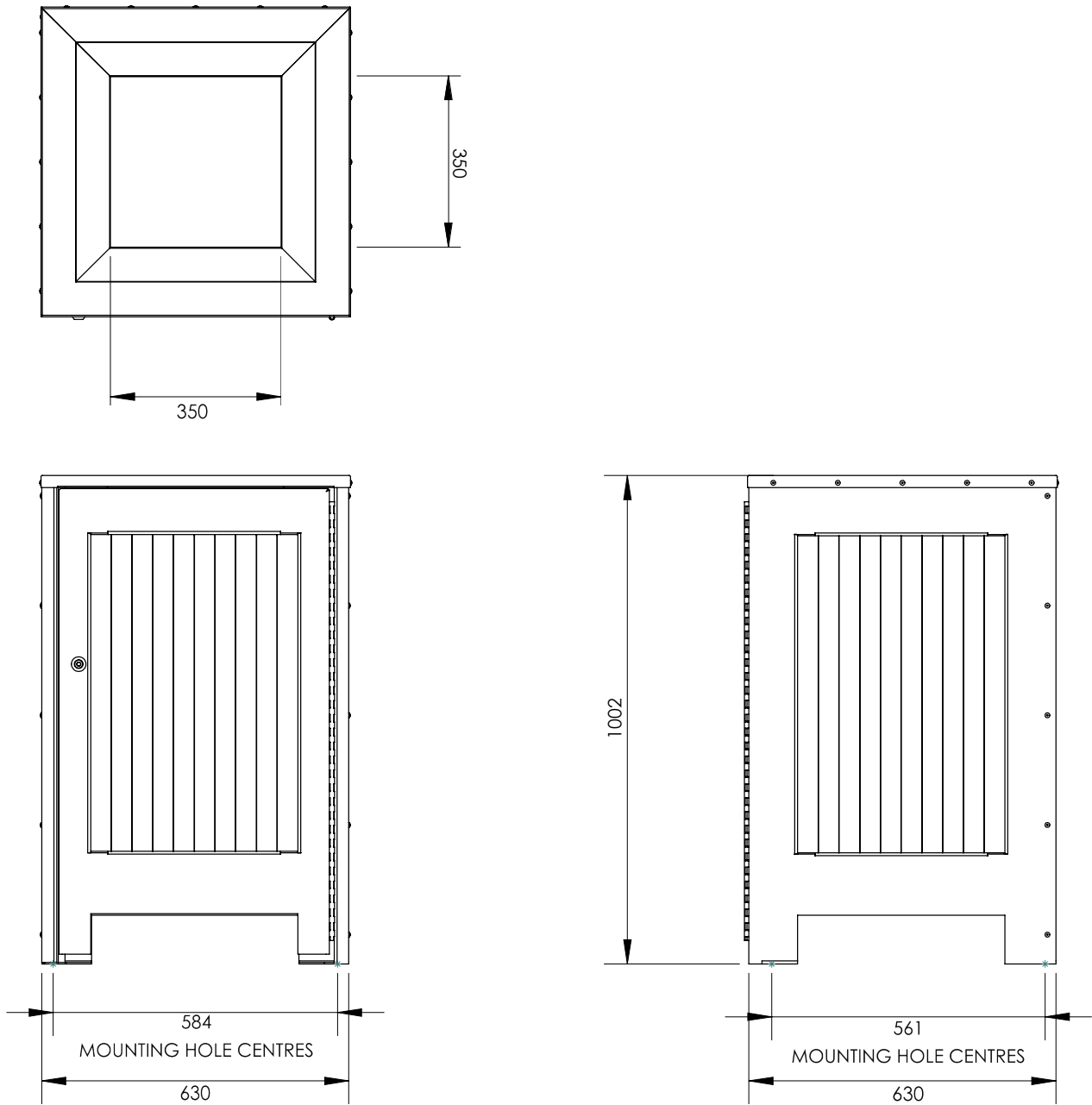
FIXINGS

- 12mm fixings for 14mm diameter holes

Alternative materials and finishes available on request

STANDARD PANEL SIDED BIN 120L

SPECIFICATIONS

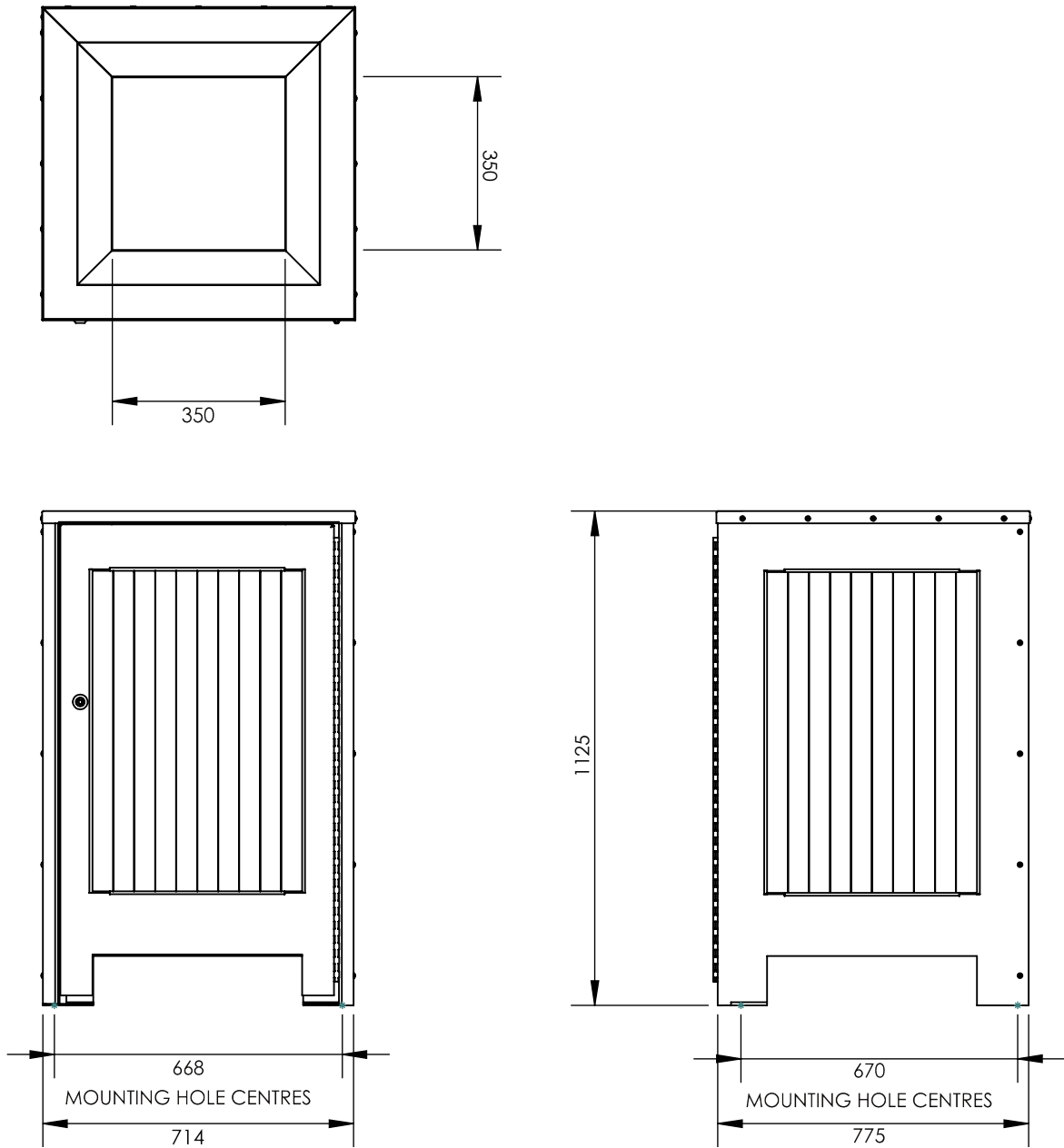


Measurements are in millimetres. Drawings are not to scale.

PRODUCT CODE	BODY & FINISH	CHUTE & FINISH	SIZE
STD001-ZIN-PC-S-T-120L-P	Powdercoated Mild Steel, Oiled Timber	316 Stainless Steel, #4 Brushed	120/140L
STD001-ZIN-PC-S-T-240L-P	Powdercoated Mild Steel, Oiled Timber	316 Stainless Steel, #4 Brushed	220/240L

STANDARD PANEL SIDED BIN 240L

SPECIFICATIONS



Measurements are in millimetres. Drawings are not to scale.

PRODUCT CODE	BODY & FINISH	CHUTE & FINISH	SIZE
STD001-ZIN-PC-S-T-120L-P	Powdercoated mild steel, oiled timber	316 Stainless steel, #4 Brushed	220/240L
STD001-ZIN-PC-S-T-240L-P	Powdercoated mild steel, oiled timber	316 Stainless steel, #4 Brushed	220/240L